

Project Name:	
Location:	
Item:	Qty.:
Model:	

Sandwich Units

- ▶ MCR27S
- ▶ MCR36S
- ▶ MCR48S
- ▶ MCR60S
- ▶ MCR72S



MCR27S



MCR36S



MCR48S



MCR60S



MCR72S

FEATURES

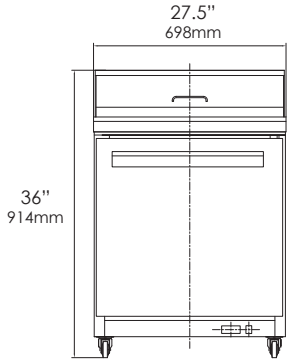
- Stainless steel interior & exterior
- CFC Free Polyurethane insulated walls and doors
- Standard recessed door handles
- Adjustable, heavy-duty wire shelves, each unit comes with two per section/doors
- Four 5" casters (2 locking, 2 non-locking)
- Stainless steel, stain resistant louver distributes air evenly through the unit
- Door width: 23 7/8"
- Uses R-134a refrigerant
- Forced-air refrigeration
- Efficient cooling system (two fans)
- Self-contained
- Available in 120V/60Hz, 220V/50Hz, and 220V/60Hz



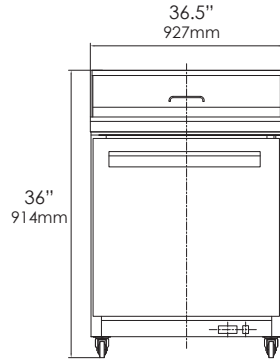
Specifications subject to change without notice.

Approvals:

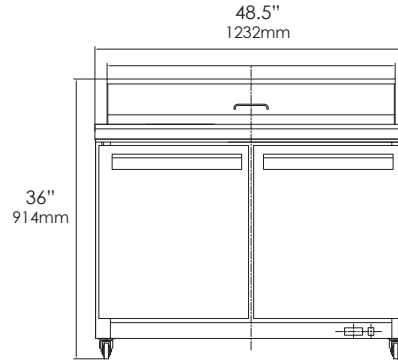
Sandwich Units



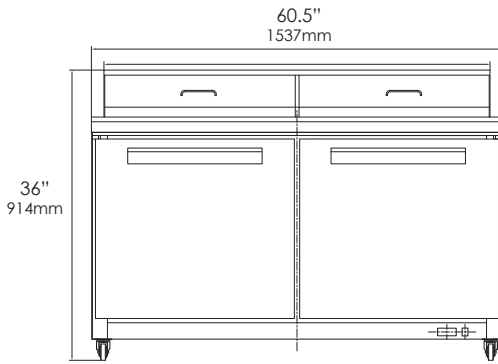
MCR27S



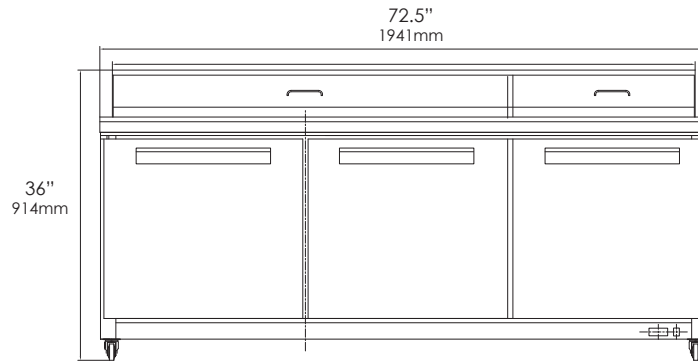
MCR36S



MCR48S



MCR60S



MCR72S

Dimensional Data

Model	Dim (WxDxH")	Capacity	Hp	Temp	Doors	Weight	Shelves	Pans (1/6)
MCR27S	27.5 x 30 x 36 (698x762x914mm)	7 Cu Ft	1/5	30° to 45°F	1	198 LB 90 KG	1	8
MCR36S	36.5 x 30 x 36 (927x762x914mm)	9.2 Cu Ft	1/5	30° to 45°F	2	242 LB 110 KG	2	10
MCR48S	48.5 x 30 x 36 (1232x762x914mm)	13 Cu Ft	3/8	30° to 45°F	2	284 LB 129 KG	2	12
MCR60S	60.5 x 30 x 36 (1537x762x914mm)	16 Cu Ft	3/8	30° to 45°F	2	316 LB 143 KG	2	16
MCR72S	72.5 x 30 x 36 (1841x762x914mm)	20 Cu Ft	3/8	30° to 45°F	3	348 LB 158 KG	3	18